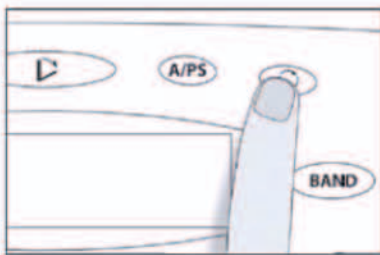


# SoundWave™ Stereo System Quick Reference

## Key Features

- CD player and AM/FM receiver - Play favorite CDs & radio stations with fantastic sound quality.
- MP3 player - Enjoy up to 12 hours of uninterrupted music from a single MP3 CD. Also displays additional track information like song title, album title, and artist. This shows VERY well to customers, and we strongly recommend having a mixed-artist MP3 CD in the display unit.
- 7-channel weather band radio - Listen to the local National Weather Service forecast and severe weather statements - available 24 hours a day.
- Topside mounted wired remote (standard) - Operate the In.Tune stereo system from inside the spa.
- Floating IR remote (optional) - Operate the In.Tune stereo system AND the spa controls with a single floating remote and a single IR receiver - replaces the wired remote above.
- Standard RCA auxiliary inputs and outputs - Listen to an auxiliary audio source through the In.Tune system, like a TV, VCR, or home stereo. The auxiliary outputs can drive other audio devices like wireless remote speakers.
- Easy setup and operation - Makes setting up and using the system a breeze, and radio presets are saved through power outages.

## Set the Clock



### Clock setting

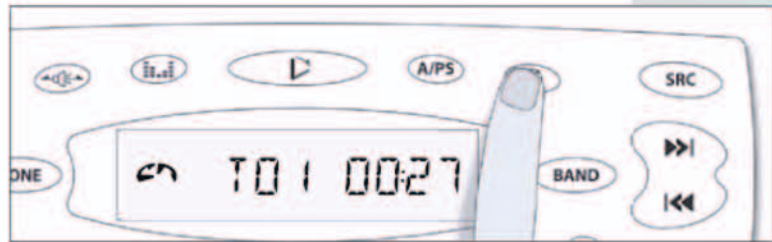
To set the time, press and hold **Display** for 3 seconds.

Time then flashes on the display. Set the hours by using **Track up** or **down**.

Press **Display** again. Set the minutes.

When done, press and hold **Display** again for 3 seconds to exit (or simply wait for 5 seconds).

## MP3 Advanced Display



### Display information

Press **Display** to switch between the following display information: Track no. / Playtime - Clock (clock is displayed for 5 seconds only).

If you inserted a CD containing MP3 files, a different display info will appear if you press **Display**: Track no. / Playtime - Folder no. / Track no. - Folder name - File name - Song name - Artist's name - Album name - Clock (clock is displayed for 5 seconds only).

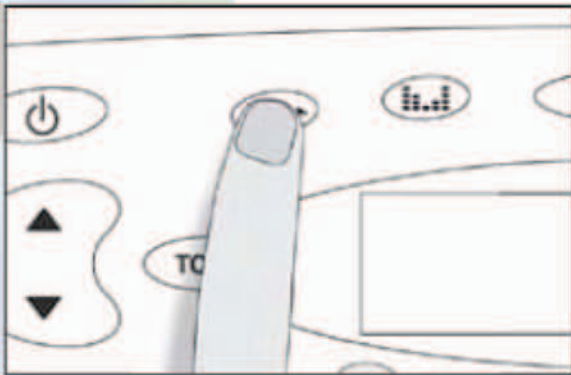
The system can only display the first 8 letters of ID3 tags. If the recorded information is longer than 8 letters, text will scroll to the left once, then the 8 first letters will be displayed.

If specific info has not been recorded on an MP3 disc, NO FOLD, NO TRK, NO TLT, NO ALBM, NO ART will be displayed.



# SoundWave™ Stereo System Quick Reference

## One Touch Fader Control



Fader 

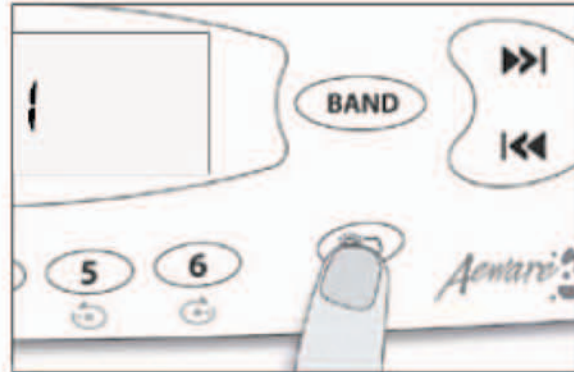
Successive presses on Fader will allow you to select from one of the following adjustments:

FAD-FRONT: Front speaker only.

FAD-REAR: Rear speaker only.

FAD-ALL: Front and rear speakers.

## Weather Band Radio



Selecting weather band mode 

Press Weather to access Weather band mode (or press BAND in Tuner mode until WB is displayed).

It automatically skips to the strongest weather channel.

Press Weather again to turn off weather band radio and return to previous mode.

## Frequently Asked Questions About MP3

What is MP3 music? MP3s are just another way of storing music. The MP3 format was designed to greatly reduce the amount of data required to represent audio, yet still sound like a faithful reproduction of the original uncompressed audio to most listeners.

Why use the MP3 format? The main reason is song size. A standard uncompressed CD will hold a bit over an hour of music. A CD containing songs in MP3 format will hold about 10 times more music. Also, the songs carry additional information with them like the song title, artist, album, and genre. An MP3 player will typically all

Where can I get MP3 songs? The easiest way is to get them from CDs you already own - the process is called "ripping". There are also many MP3 download sites available on the internet, either for free or for a nominal fee per song - usually under \$1. Once the songs are ripped or purchased and on your computer, you can play them, load them on other devices like an MP3 player, or store them (the process is called "burning") on another CD.

What do I need to "rip" and "burn" MP3 songs? All you need is a computer with a CD burner and Microsoft Media Player built into newer versions of Windows. There are many other software packages available that also rip and burn music, all work about as well as Media Player. When you're burning an MP3 CD, remember to burn it as a DATA CD rather than music - that way you'll be able to take advantage of the high compression and additional information built into the MP3 format.

Why won't my MP3 albums play in order? MP3 players usually play songs in alphabetical order within each subdirectory on the CD. To have each song on an album play in order, rename each song with the prefix "01 - ", "02 - ", etc. in the order you wish them to play, and store them in a separate subdirectory on the CD.